



2. Fully Research Your Trade Ideas

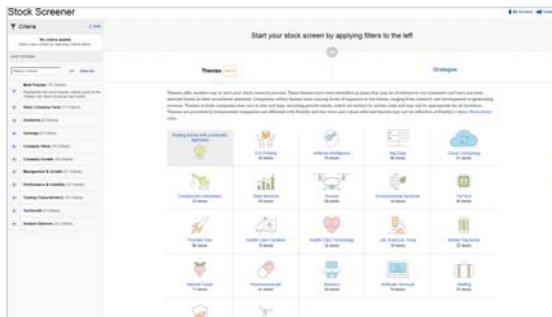
5 STEP TRADING PLAN



5 Steps to Develop a Trading Plan



Stock Screener



A great resource to help you easily match your ideas with potential investments

 [News & Research > Stocks > Stock Screener](#)

Screenshot is for illustrative purposes only.

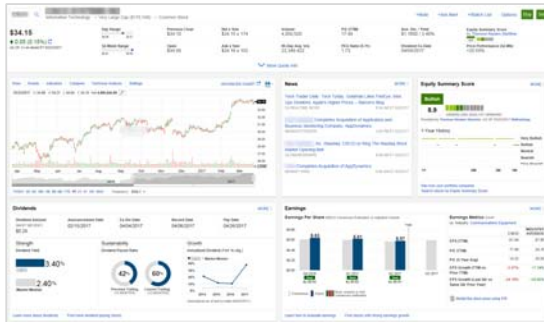
What's unique about it?

- Leverage predefined screens to see how industry experts identify stocks with distinct characteristics
- Add your own stock ideas to the results list to see how they compare
- Choose from over 140 criteria to focus on stock characteristics based on your specific goals
- Filter stocks easily
- Access anywhere from any device


Where can I learn more?

- View the [Getting Started with the Stock Screener](#) video from the Fidelity Learning Center

Stock Research Experience



A snapshot of the selected stock

 Research > Stocks: Enter a symbol, select Snapshot

What's unique about it?

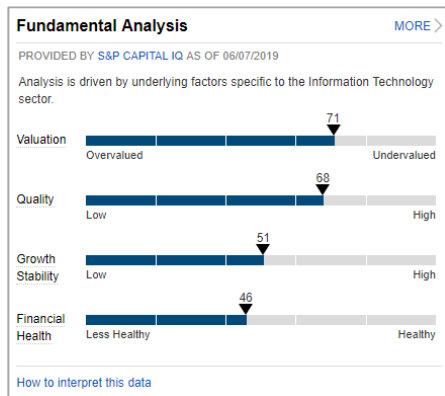
- Provides a dashboard for you to easily access everything you need to help make investment decisions in one place
- Displays quotes, news, dividends, earnings, company profile, and the Equity Summary Score by StarMine from Refinitiv—all on a single page
- Provides Fundamental Analysis and Recognia Technical Analysis to save time on research and provide an overall assessment of a company's valuation, quality, growth stability, and financial health
- Offers social sentiment and top competitors information

Where can I learn more?

- Visit the Fidelity Learning Center to learn more about [Fundamental Analysis](#)

Recognia and Fidelity are independent entities and are not legally affiliated.

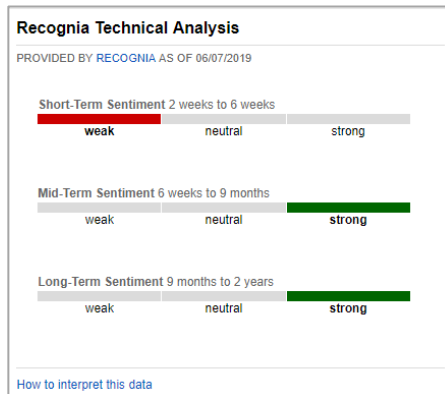
Fundamental and Technical Analysis



Fundamental Analysis Score

Developed by S&P Global

- Presents an overall assessment of a company's valuation, quality, growth stability, and financial health
- Helps you to understand a company's strengths and weaknesses in relation to its peers



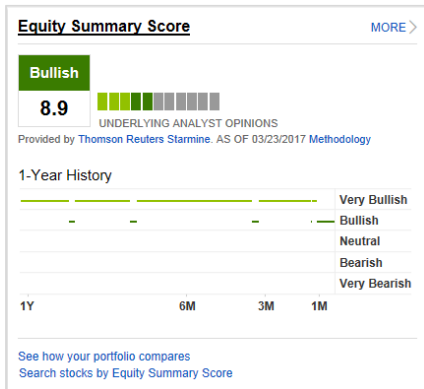
Recognia Technical Analysis

Provided by Recognia

- Presents the current technical outlook of a security over short, intermediate, and long-term timeframes
- Helps you determine if it may be an advantageous time to buy or sell a security

Screenshot is for illustrative purposes only.

Equity Summary Score



The Equity Summary Score is provided for informational purposes only, does not constitute advice or guidance, and is not an endorsement or recommendation for any particular security or trading strategy. The Equity Summary Score is provided by Thomson Reuters StarMine, an independent company not affiliated with Fidelity Investments. For more information and details, go to Fidelity.com.

What's unique about it?

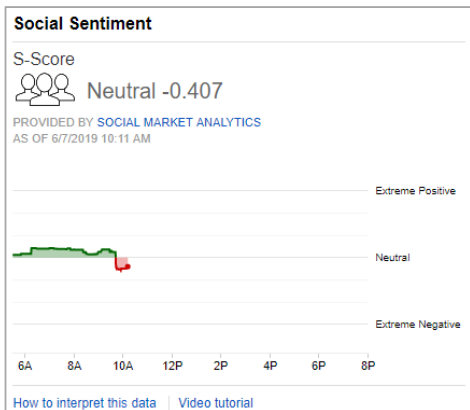
- In conjunction with other criteria, you can screen stocks to help identify those you may want to include or exclude from further analysis
- With this single score, quickly get a sense of how analysts view a stock to help you formulate your opinion

Where can I learn more?

- View [Power your stock analysis with the Equity Summary Score by StarMine from Refinitiv](#) from the Fidelity Learning Center

Screenshot is for illustrative purposes only.

S-Score



This information is provided by Social Market Analytics, an unaffiliated third-party vendor that uses its own proprietary methodology to analyze data from public social media sites to provide information about specific stocks, and Fidelity has not validated the integrity of this data.

What's unique about it?

- Properly analyzed social media data can help measure the impact of breaking news and potential market moves
- Helps assess if a conversation on social media is significantly more positive or negative than normal for a specific stock

Where can I learn more?

- View [Applying social sentiment to your stock research](#) from the Fidelity Learning Center

Screenshot is for illustrative purposes only.

A man with short dark hair, wearing a green V-neck sweater over a light-colored collared shirt, is sitting at a desk. He is looking down at a white tablet device he is holding with both hands. In the background, a laptop is open on the desk, and the room is brightly lit, possibly by a window. The overall scene suggests a professional or educational setting.

Try it at home

Begin to research and evaluate stocks:

- Use the Stock Screener to find 3-5 stocks that interest you
- Validate those ideas through the Stock Research Center
- Add the stocks to a Watch List
- Capture your questions and thoughts in the Notebook

Legal Disclosures



The Fidelity Stock Screener is a research tool provided to help self-directed investors evaluate these types of securities. The criteria and inputs entered are at the sole discretion of the user, and all screens or strategies with preselected criteria (including expert ones) are solely for the convenience of the user. Expert Screeners are provided by independent companies not affiliated with Fidelity. Information supplied or obtained from these Screeners is for informational purposes only and should not be considered investment advice or guidance, an offer of or a solicitation of an offer to buy or sell securities, or a recommendation or endorsement by Fidelity of any security or investment strategy. Fidelity does not endorse or adopt any particular investment strategy or approach to screening or evaluating stocks, preferred securities, exchange-traded products, or closed-end funds. Fidelity makes no guarantees that information supplied is accurate, complete, or timely, and does not provide any warranties regarding results obtained from its use. Determine which securities are right for you based on your investment objectives, risk tolerance, financial situation, and other individual factors, and reevaluate them on a periodic basis.

News, commentary, and research reports are from third-party sources unaffiliated with Fidelity. Fidelity does not endorse or adopt their content. Fidelity makes no guarantees that the information supplied is accurate, complete, or timely, and does not provide any warranties regarding results obtained from its use.

Keep in mind that investing involves risk. The value of your investment will fluctuate over time and you may gain or lose money.

System availability and response times may be subject to market conditions.

Any screenshots, charts, or company trading symbols mentioned, are provided for illustrative purposes only and should not be considered an offer to sell, a solicitation of an offer to buy, or a recommendation for the security.

© 2019 FMR LLC. All rights reserved.

Fidelity Brokerage Services, Member NYSE, SIPC, 900 Salem Street, Smithfield, RI 02917.

892248.1.0