



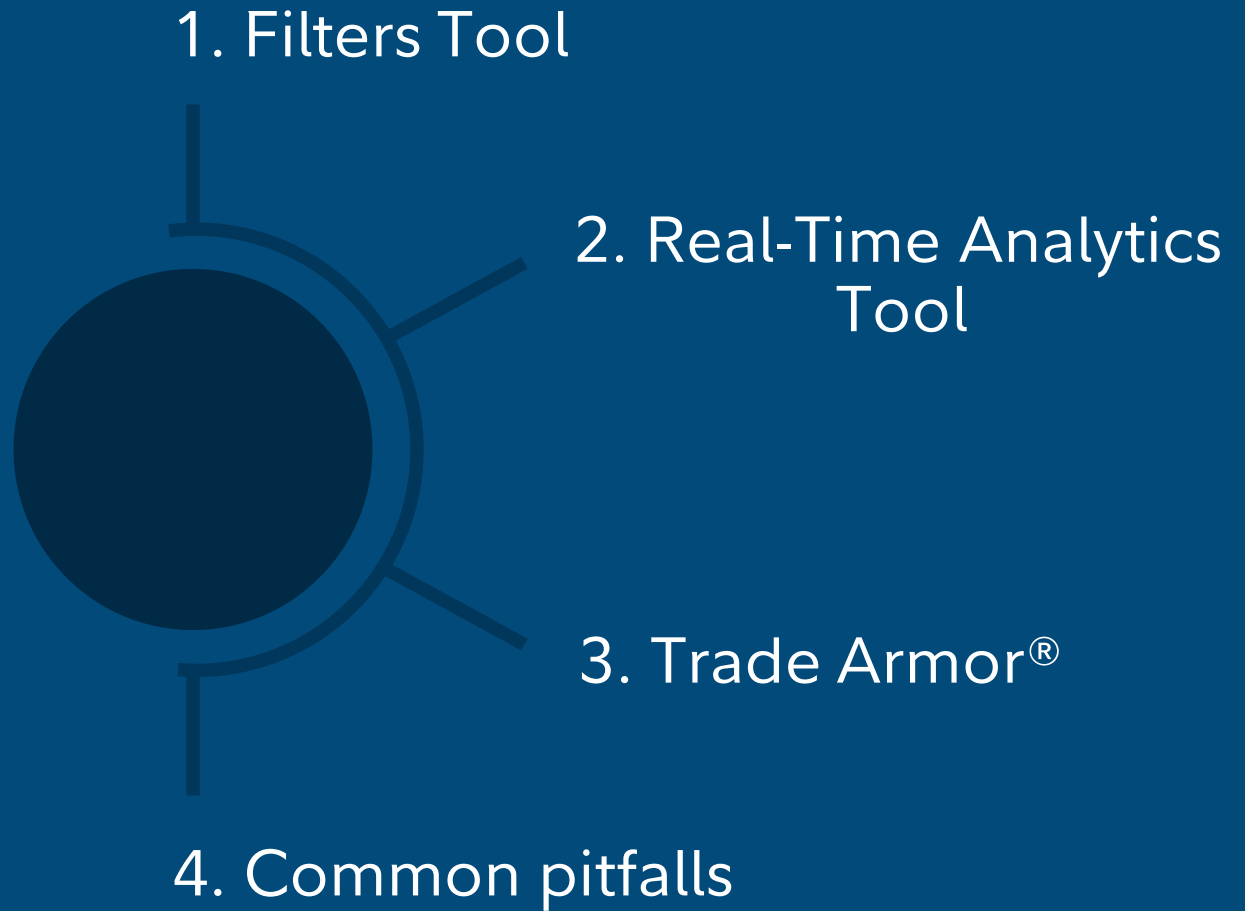
Webinar Presentation

Finding and analyzing trade ideas with Active Trader Pro[®]

BROKERAGE: **ATP**



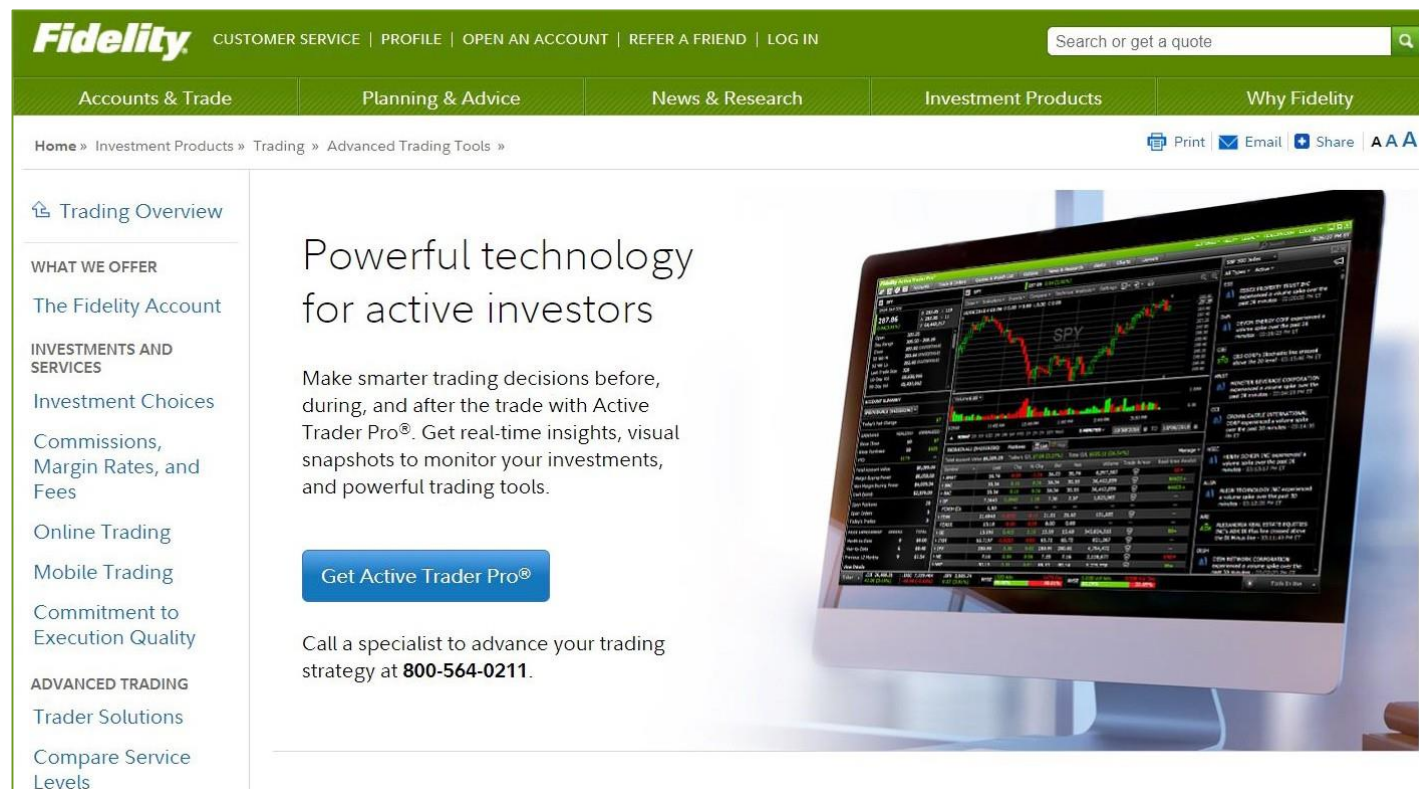
Agenda



Demonstration

Active Trader Pro[®] is used for this portion of the webinar

Visit: www.fidelity.com/ATP to download Active Trader Pro[®]



Fidelity CUSTOMER SERVICE | PROFILE | OPEN AN ACCOUNT | REFER A FRIEND | LOG IN

Search or get a quote

Accounts & Trade | Planning & Advice | News & Research | Investment Products | Why Fidelity

Home » Investment Products » Trading » Advanced Trading Tools »

Print | Email | Share | A A A

Trading Overview

WHAT WE OFFER

The Fidelity Account

INVESTMENTS AND SERVICES

Investment Choices

Commissions, Margin Rates, and Fees

Online Trading

Mobile Trading

Commitment to Execution Quality

ADVANCED TRADING

Trader Solutions

Compare Service Levels

Powerful technology for active investors

Make smarter trading decisions before, during, and after the trade with Active Trader Pro[®]. Get real-time insights, visual snapshots to monitor your investments, and powerful trading tools.

[Get Active Trader Pro[®]](#)

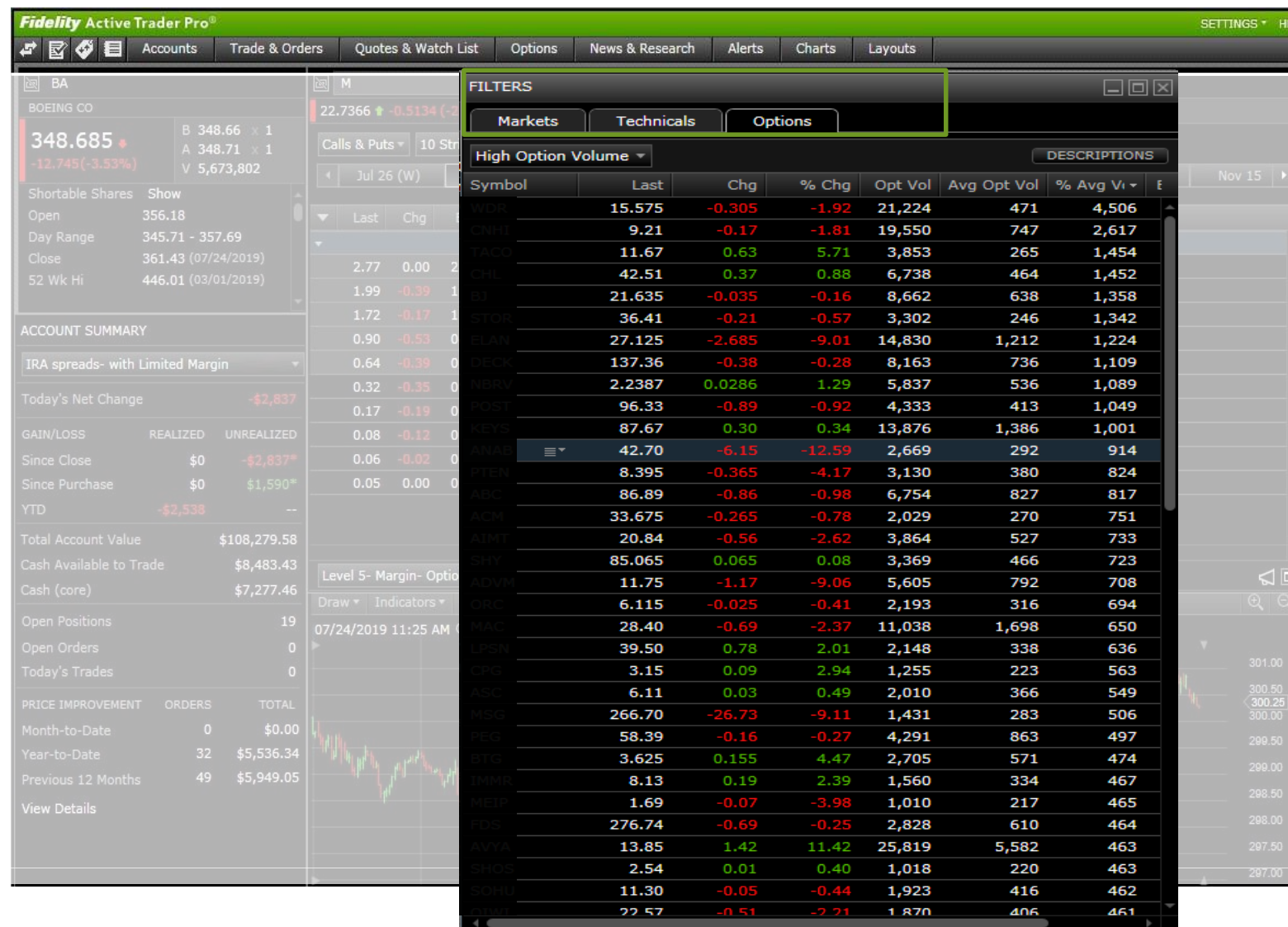
Call a specialist to advance your trading strategy at **800-564-0211**.

The image shows a computer monitor displaying the Active Trader Pro software interface. The screen features a candlestick chart for SPY (S&P 500) with a red line indicating a downward trend. Below the chart, there are various data tables and indicators, including volume, price, and other market metrics. The interface is designed for active traders, providing real-time data and analysis tools.

Filters



Filters allow you to screen for underlying securities with unusual volume and implied volatility moves.



Alerts



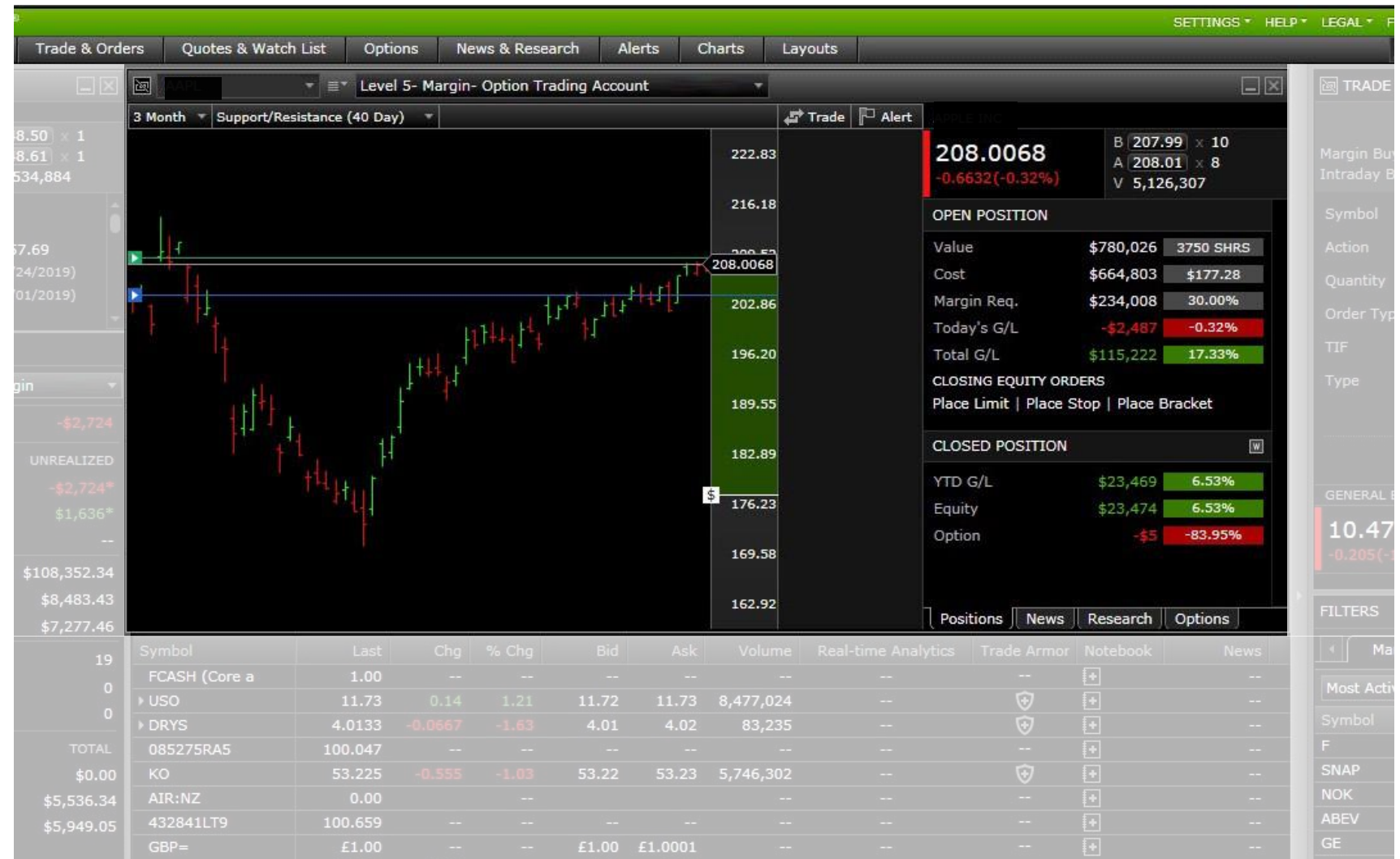
Use signal alerts from **Real-Time Analytics** to help manage your positions, open orders, and generate trading opportunities.




Trades & Orders



Place a trade using **Trade Armor®**, which condenses all of the information you need in a single location.



Visit the Fidelity Learning Center



Learn more about putting ATP to work for you

Read Articles: Learn more investing and trading tips

Watch Videos: Complete the *Making the Most of Active Trader Pro* course

Attend Seminars: Register for a seminar at your local investor center or attend monthly webinars

Thank You



Please join us for our
upcoming webinars

Download Active Trader Pro for free at
Fidelity.com/ATP

Questions? Call Active Trader Sales at
800-564-0211

Disclosures



Options trading entails significant risk and is not appropriate for all investors. Certain complex options strategies carry additional risk. Before trading options, please read [*Characteristics and Risks of Standardized Options*](#). Supporting documentation for any claims, if applicable, will be furnished upon request.

Real-time analytics uses historical information to generate alerts about potential opportunities. It should be used in conjunction with your own research and should not be the sole basis on which to make investment decisions. Past performance is no guarantee of future results.

Any screenshots, charts, or company trading symbols mentioned, are provided for illustrative purposes only and should not be considered an offer to sell, a solicitation of an offer to buy, or a recommendation for the security.

Investing involves risk, including risk of loss.

This information is provided by Social Market Analytics, an unaffiliated third-party vendor that uses its own proprietary methodology to analyze data from public social media sites to provide information about specific stocks, and Fidelity has not validated the integrity of this data.

Technical analysis focuses on market action — specifically, volume and price. Technical analysis is only one approach to analyzing stocks. When considering which stocks to buy or sell, you should use the approach that you're most comfortable with. As with all your investments, you must make your own determination as to whether an investment in any particular security or securities is right for you based on your investment objectives, risk tolerance, and financial situation. Past performance is no guarantee of future results.



Disclosures, cont'd.

Trailing stop orders may have increased risks due to their reliance on trigger pricing, which may be compounded in periods of market volatility, as well as market data and other internal and external system factors. Trailing stop orders are held on a separate, internal order file, place on a "not held" basis and only monitored between 9:30 AM and 4:00 PM Eastern.

News, commentary, and research reports are from third-party sources unaffiliated with Fidelity. Fidelity does not endorse or adopt their content. Fidelity makes no guarantees that the information supplied is accurate, complete, or timely, and does not provide any warranties regarding results obtained from its use.

Recognia and Fidelity Investments are independent entities and are not legally affiliated.

The Equity Summary Score is provided for informational purposes only, does not constitute advice or guidance, and is not an endorsement or recommendation for any particular security or trading strategy. The Equity Summary Score is provided by StarMine from Refinitiv, an independent company not affiliated with Fidelity Investments. For more information and details, go to [Fidelity.com](https://www.fidelity.com).

Stop loss orders do not guarantee the execution price you will receive and have additional risks that may be compounded in periods of market volatility. Stop loss orders could be triggered by price swings and could result in an execution well below your trigger price.

© 2019 FMR LLC. All rights reserved.

Fidelity Brokerage Services, Member NYSE, SIPC, 900 Salem Street, Smithfield, RI02917

896934.1.1

