

Fidelity Viewpoints[®] : **Market Sense**

The latest headlines, the current market conditions,
and what it all means for you.



Fidelity Viewpoints[®] : **Market Sense**

The latest headlines, the current market conditions,
and what it all means for you.



Views and opinions expressed in this webcast are those of the speakers. This discussion is for educational purposes and should not be considered investment advice.

Our Speakers

Host



Jim Armstrong
Marketing Director, Fidelity Investments

Jim Armstrong is a marketing director in Fidelity's Personal Investing division. In this position, he creates educational content for workplace participants to help with retirement planning and other financial wellness topics. Formerly, Jim distinguished himself as an Emmy-winning journalist, spending 17 years as a television reporter for network affiliates around the country.

Special guest panelists



Jurrien Timmer
Director of Global Macro, Fidelity Investments

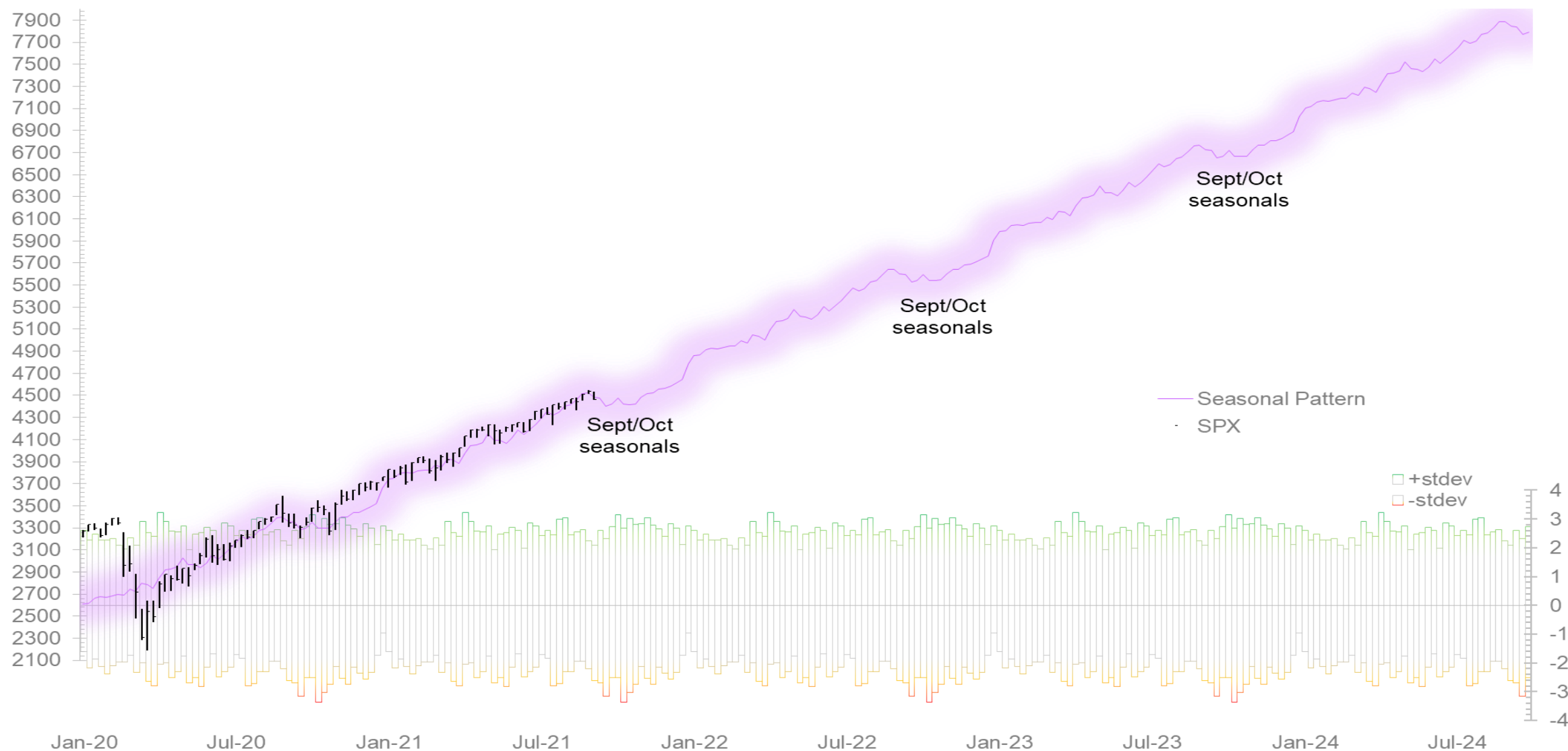
Jurrien Timmer is the director of Global Macro at Fidelity Investments. In this role, he is part of Fidelity's Global Asset Allocation group, where he specializes in asset allocation and global macro strategy. Additionally, he is responsible for analyzing market trends and synthesizing investment perspectives across Asset Management to generate market strategy insights for the media, as well as for Fidelity's clients.



Leanna Devinney, CFP®
Vice President, Branch Leader, Fidelity Investments

Leanna Devinney is responsible for leading one of Fidelity's Investor Centers. In this role, she offers our clients financial and investment guidance, including one-on-one retirement planning, wealth management, income strategies, and college planning services, as well as integrated employer benefits solutions.

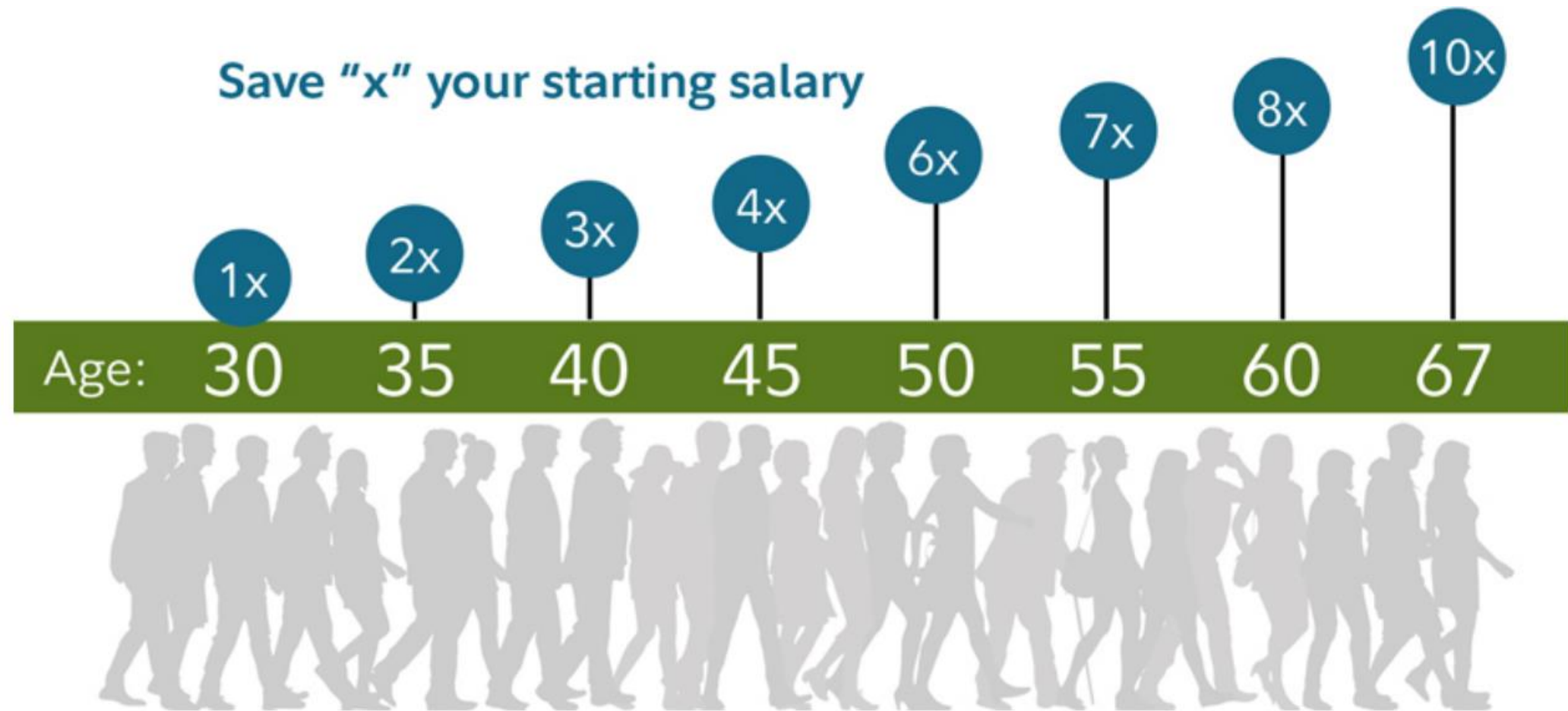
Seasonal Pattern for U.S. Equities



For illustrative purposes only. **Past performance is no guarantee of future results.**

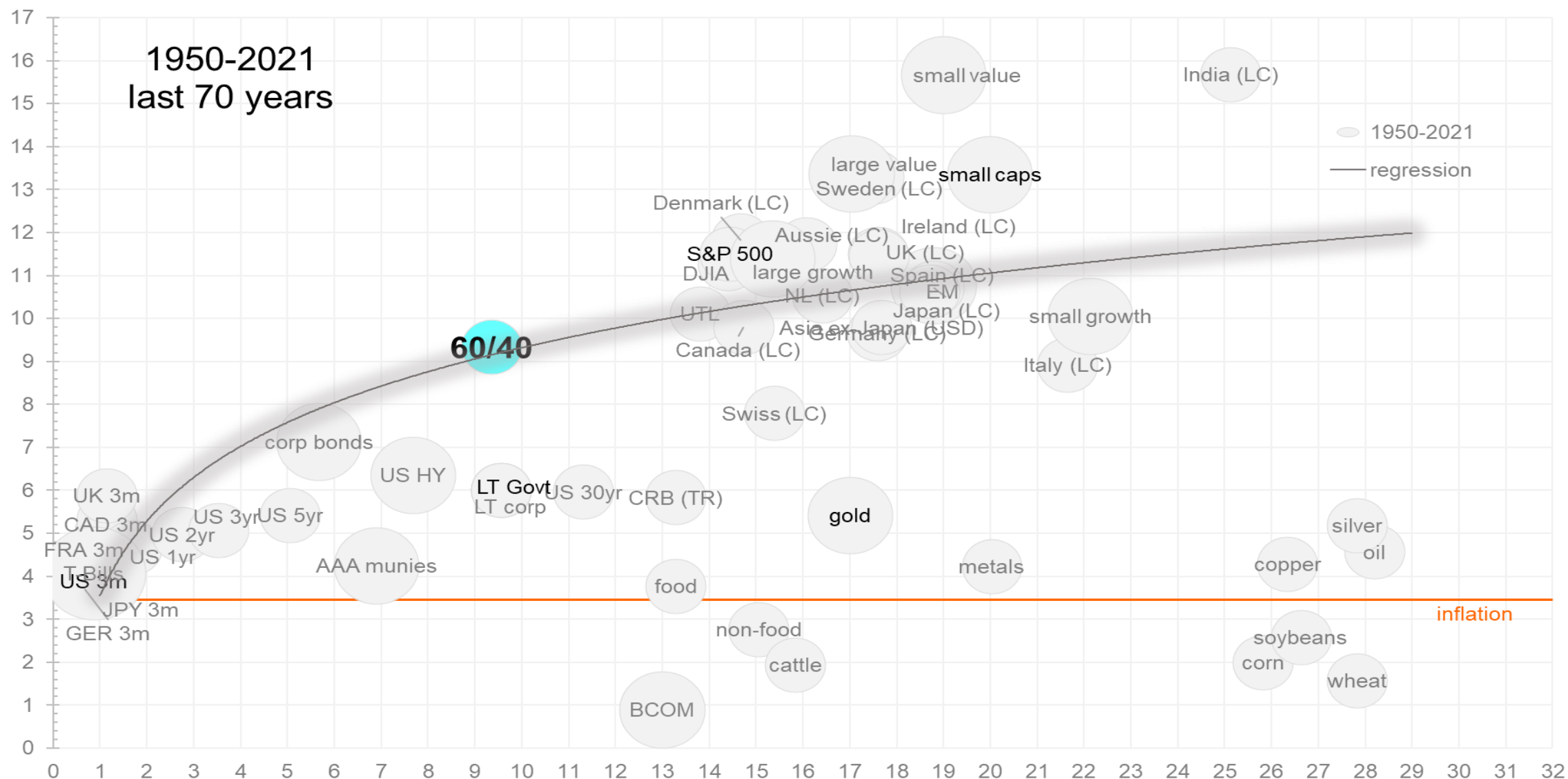
Data source: FMRCo, Bloomberg, Global Financial Data (GFD). Coinmetrics, Haver Analytics, FactSet. Data as of September 13, 2021.

Savings Factors to Help You on Your Journey to Retirement



Retirement savings factors are hypothetical illustrations, do not reflect actual investment results or actual lifetime income, and are not guarantees of future results. Targets do not take into consideration the specific situation of any particular user, the composition of any particular account, or any particular investment or investment strategy. Individual users may need to save more or less than the savings target displayed depending on their inputs retirement age, life expectancy, market conditions, desired retirement lifestyle, and other factors.

Risk vs. Reward



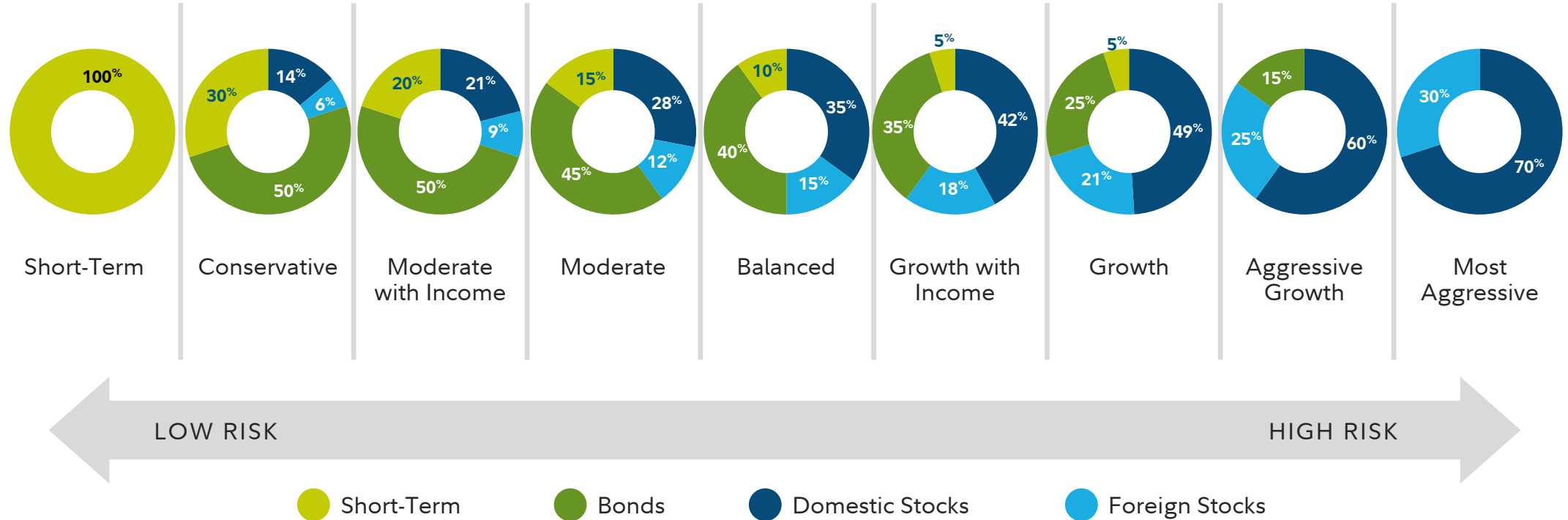
For illustrative purposes only. **Past performance is no guarantee of future results.**

Data source: FMRCo, Bloomberg, Global Financial Data (GFD). Coinmetrics, Haver Analytics, FactSet. Data as of September 13, 2021.

Growth Potential

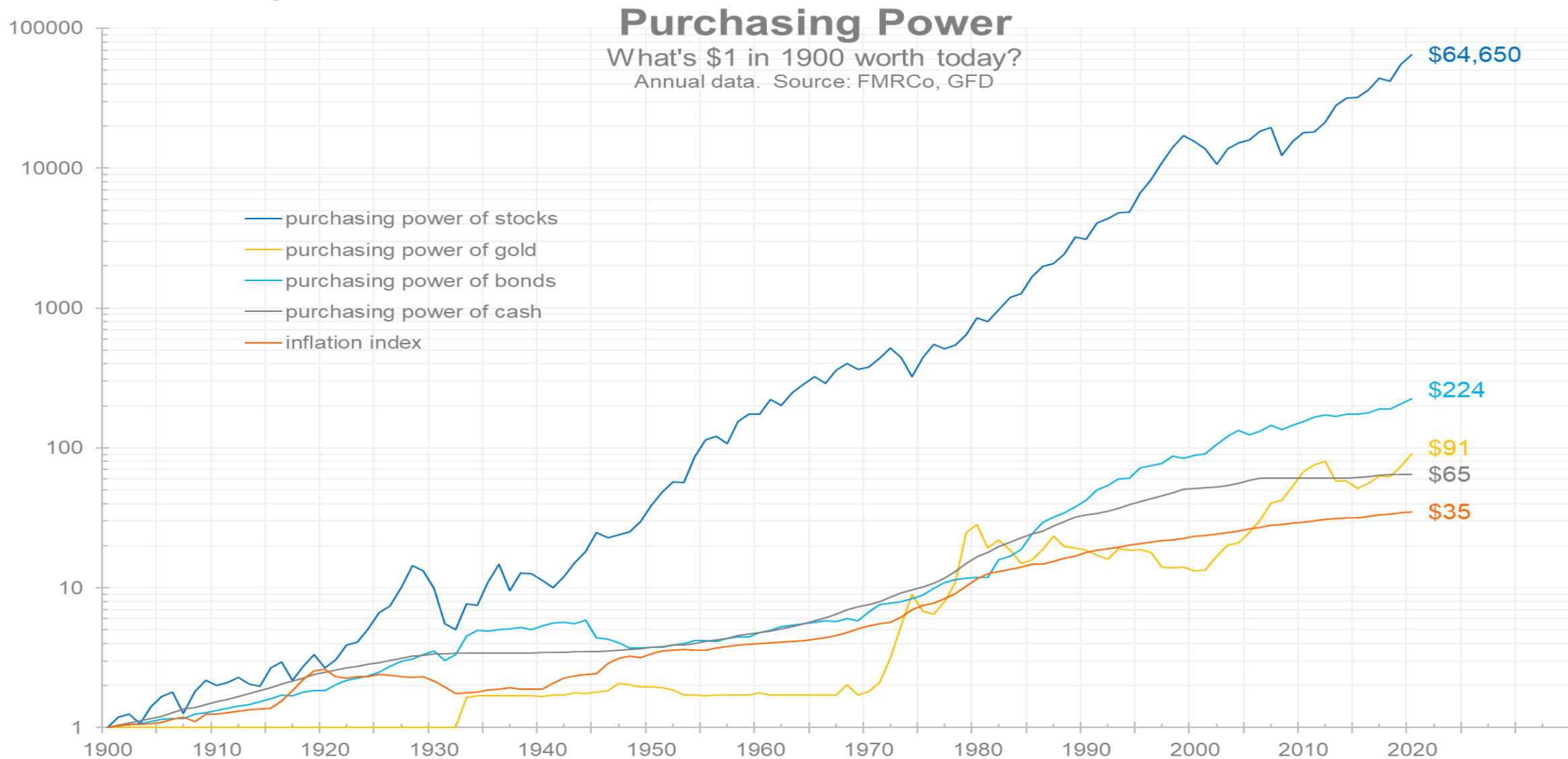
Build an investment strategy and remain disciplined

Target Asset Mixes



The purpose of the target asset mixes is to show how target asset mixes may be created with different risk and return characteristics to help meet an investor's goal. The four asset mixes above do not represent the full range of target asset mixes. You should choose your own investments based on your particular objectives and situation. Remember, you may change how your account is invested. Be sure to review your decisions periodically to make sure they are still consistent with your goals. These target mixes were developed by Fidelity Investments. Asset allocation does not ensure a profit or guarantee against a loss.

Purchasing Power



For illustrative purposes only. **Past performance is no guarantee of future results.**

Purchasing power returns are based on historical data using Ibbotson SBBI series (now Morningstar), as well as Robert Shiller's equity return data.

Data source: FMRCo, Bloomberg, Global Financial Data (GFD). Coinmetrics, Haver Analytics, FactSet. Data as of September 13, 2021.



Information provided in this document is for informational and educational purposes only.

Information presented herein is for discussion and illustrative purposes only and is not a recommendation or an offer or solicitation to buy or sell any securities. Views expressed are as of the date indicated, based on the information available at that time, and may change based on market and other conditions. Unless otherwise noted, the opinions provided are those of the speakers and not necessarily those of Fidelity Investments or its affiliates. Fidelity does not assume any duty to update any of the information.

To the extent any investment information in this material is deemed to be a recommendation, it is not meant to be impartial investment advice or advice in a fiduciary capacity and is not intended to be used as a primary basis for you or your clients’ investment decisions. Fidelity and its representatives may have a conflict of interest in the products or services mentioned in this material because they have a financial interest in them and receive compensation, directly or indirectly, in connection with the management, distribution, or servicing of these products or services, including Fidelity funds, certain third-party funds and products, and certain investment services.

Investing involves risk, including risk of loss.

Past performance is no guarantee of future results.

All indexes are unmanaged, and performance of the indexes includes reinvestment of dividends and interest income, unless otherwise noted. Indexes are not illustrative of any particular investment, and it is not possible to invest directly in an index.

The projections or other information generated by the Planning & Guidance Center's Retirement Analysis regarding the likelihood of various investment outcomes are hypothetical in nature, do not reflect actual investment results, and are not guarantees of future results. Your results may vary with each use and over time.

The S&P 500® Index is a market capitalization–weighted index of 500 common stocks chosen for market size, liquidity, and industry group representation to represent U.S. equity performance. S&P and S&P 500 are registered service marks of Standard & Poor’s Financial Services LLC. You cannot invest directly in an index.

Diversification and/or asset allocation do not ensure a profit or protect against loss.

Stock markets are volatile and can fluctuate significantly in response to company, industry, political, regulatory, market, or economic developments. Investing in stock involves risks, including the loss of principal.

Foreign markets can be more volatile than U.S. markets due to increased risks of adverse issuer, political, market, or economic developments, all of which are magnified in emerging markets. These risks are particularly significant for investments that focus on a single country or region.

Indexes are unmanaged. It is not possible to invest directly in an index.

In general, the bond market is volatile, and fixed income securities carry interest rate risk. (As interest rates rise, bond prices usually fall, and vice versa. This effect is usually more pronounced for longer-term securities). Fixed-income securities also carry inflation risk, liquidity risk, call risk, and credit and default risks for both issuers and counterparties. Lower-quality fixed-income securities involve greater risk of default or price changes due to potential changes in the credit quality of the issuer. Foreign investments involve greater risks than U.S. investments, and can decline significantly in response to adverse issuer, political, regulatory, market, and economic risks. Any fixed-income security sold or redeemed prior to maturity may be subject to loss.

Fidelity has developed a series of salary multipliers in order to provide participants with one measure of how their current retirement savings might be compared to potential income needs in retirement. The salary multiplier suggested is based solely on your current age. In developing the series of salary multipliers corresponding to age, Fidelity assumed age-based asset allocations consistent with the equity glide path of a typical target date retirement fund, a 15% savings rate, a 1.5% constant real wage growth, a retirement age of 67 and a planning age through 93. The replacement annual income target is defined as 45% of pre-retirement annual income and assumes no pension income. This target is based on Consumer Expenditure Survey (BLS), Statistics of Income Tax Stat, IRS tax brackets and Social Security Benefit Calculators. Fidelity developed the salary multipliers through multiple market simulations based on historical market data, assuming poor market conditions to support a 90% confidence level of success.

Dollar-cost averaging does not assure a profit or protect against loss in declining markets. For the strategy to be effective, you must continue to purchase shares in both market ups and downs.

The CFP® certification is offered by the Certified Financial Planner Board of Standards Inc. ("CFP Board"). To obtain the CFP® certification, candidates must pass the comprehensive CFP® Certification examination, pass the CFP® Board’s fitness standards for candidates and registrants, agree to abide by the CFP Board’s Code of Ethics and Professional Responsibility, and have at least three years of qualifying work experience, among other requirements. The CFP Board owns the certification mark CFP® in the United States.

Fidelity does not provide legal or tax advice. The information herein is general and educational in nature and should not be considered legal or tax advice. Tax laws and regulations are complex and subject to change, which can materially impact investment results. Fidelity cannot guarantee that the information herein is accurate, complete, or timely. Fidelity makes no warranties with regard to such information or results obtained by its use and disclaims any liability arising out of your use of, or any tax position taken in reliance on, such information. Consult an attorney or tax professional regarding your specific situation.

Before investing in any mutual fund or exchange-traded fund, you should consider its investment objectives, risks, charges, and expenses. Contact Fidelity for a prospectus, an offering circular, or, if available, a summary prospectus containing this information. Read it carefully.

Personal and workplace investment products are provided by Fidelity Brokerage Services LLC, member NYSE, SIPC, 900 Salem Street, Smithfield, RI 02917.

© 2021 FR LLC. All rights reserved.

923295.81.0