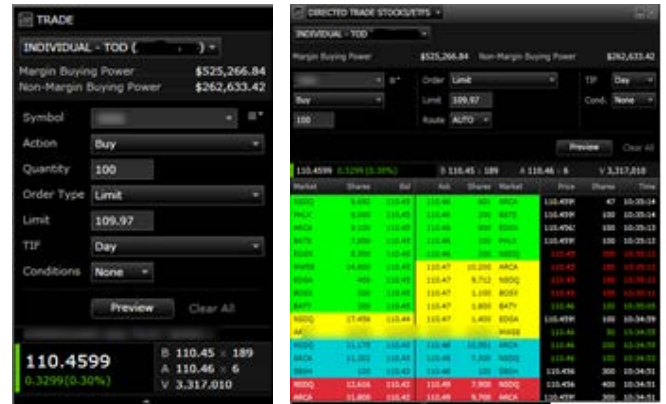


# 10 Features of Fidelity Active Trader Pro Platforms<sup>SM</sup>



## 1. Explore a range of trading capabilities

- Single trade ticket for stocks, options, ETFs and mutual funds using smart menus that dynamically populate fields for quick order entry
- Multi-trade ticket to store and stage up to 50 orders – place one at a time or all at once
- Directed trade ticket for Equities and Options to view market depth and streaming time and sales information, and access advanced order types and algorithms
- Trade Armor<sup>TM</sup> innovatively integrates the trading workflow with intuitive drag & drop order and alert entry/management with Chart, News and realized and unrealized gain/loss positional information
- Conditional Orders to set order triggers for stocks and options based on the price movement of stocks, indices, or options contracts



The screenshot shows a 'MULTI-TRADE' window with a table of orders. The table has columns for Account, Symbol, Trade Description, TI, Date, Amount, and Bid/Ask prices.

Account	Symbol	Trade Description	TI	Date	Amount	Bid	Ask
INDIVIDUAL - TOD		Buy 100 Limit at \$97.67	Day	9,767.00	100.145	100.14	100.15
INDIVIDUAL - TOD		Buy 100 Limit at \$93.43	Day	9,343.00	99.56	99.53	99.56
INDIVIDUAL - TOD		Buy 100 Limit at \$33.87	Day	3,387.00	33.5249	33.52	33.59
INDIVIDUAL - TOD		Sell 30 Limit at \$14.97	Day	748.50	13.489	13.48	13.49

## 2. Quickly identify entry and exit points using advanced interactive charting

- With one click, view advanced technical analysis, including support and resistance, stops, classic patterns, events, anticipated events, and Elliott Wave analysis\*
- Over 60 indicators and advanced studies
- Tabbed charts allow for up to ten custom combinations of time, frequency, and indicators



# 10 Features of Fidelity Active Trader Pro Platforms<sup>SM</sup>



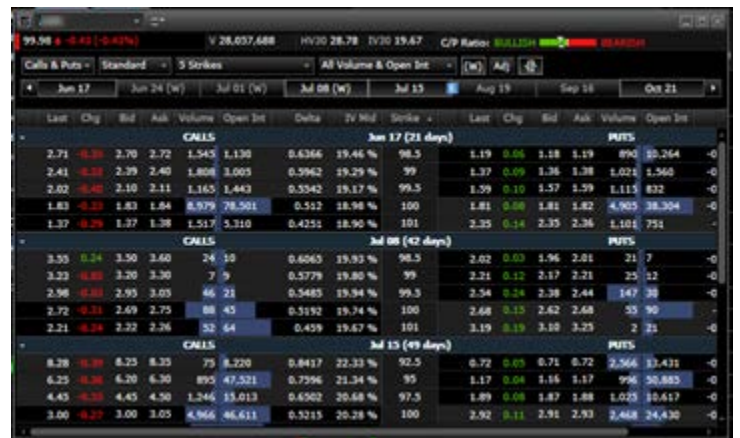
## 3. Test your theories with the probability calculator

- Use the probability calculator to determine the probability of an underlying equity or index trading above, below, or between certain price targets on a specified date



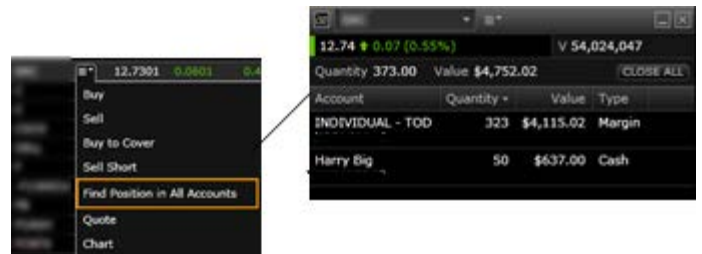
## 4. Use advanced tools for option trading

- Streaming option chain features visual volume, open interest histograms and ex-dividend and earnings indicator, profit and loss analysis, call/put ratios and time decay charts
- Option analytics provide insight into key statistics and trading activity, along with a robust probability and profit/loss calculator
- Multi-leg option ticket makes it quick and easy to build and trade your strategies



## 5. See the concentration of a position across all your accounts

- View concentration of a particular security across all accounts, or quickly sell all shares of a position using the Find Position in All Accounts tool.



# 10 Features of Fidelity Active Trader Pro Platforms<sup>SM</sup>



## 6. Generate trade ideas and spot trends with Filters

- Find intraday trading opportunities and gain insight into which aspect of the market may be driving price movement or volume using our enhanced streaming filters tool
- Includes pre-built market, technical and option filters

Symbol	Last	Chg	% Chg	Bid	Ask	Volume
SPY	34.205	0.325	0.96	34.20	34.21	41,509,414
QQQ	14.6501	0.2301	1.60	14.65	14.66	39,243,297
IBB	10.445	0.285	2.81	10.44	10.45	27,092,483
ARKK	25.16	-0.17	-0.67	25.15	25.16	23,538,173
VFIN	12.92	-0.10	-0.77	12.91	12.92	20,602,499
ARKG	4.715	0.105	2.28	4.71	4.72	20,232,539
ARKF	1.16	0.2163	22.92	1.16	1.17	20,053,846
ARKH	11.62	0.51	4.59	11.62	11.63	19,209,070
ARKL	211.33	1.05	0.50	211.32	211.33	19,026,192
ARKM	7.42	3.45	86.90	7.40	7.42	18,166,760
ARKN	2.2005	-0.0395	-1.76	2.20	2.21	17,740,262
ARKO	9.83	-0.16	-1.60	9.82	9.83	16,133,169
ARKP	4.345	0.255	6.23	4.34	4.35	15,069,551
ARKQ	6.58	0.46	7.52	6.58	6.59	14,813,431
ARKR	23.72	0.21	0.89	23.71	23.72	11,454,353
ARKS	11.1964	0.1764	1.60	11.19	11.21	11,443,294
ARKT	6.25	0.16	2.63	6.24	6.25	11,324,811
ARKU	59.045	0.335	0.57	59.04	59.05	10,721,261
ARKV	29.27	0.40	1.39	29.26	29.27	10,708,157

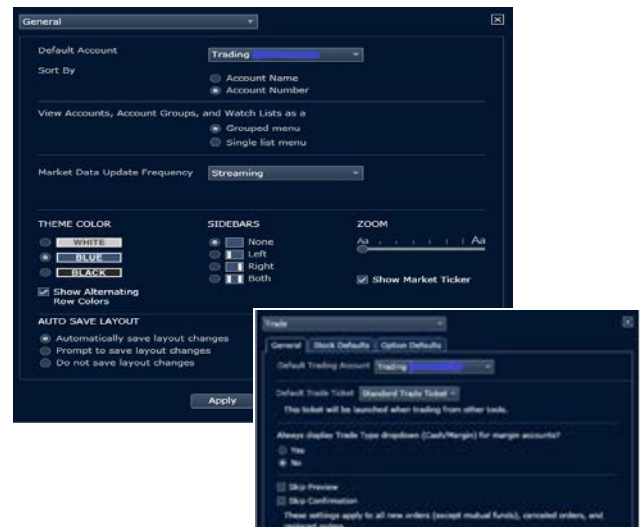
## 7. Trade more efficiently with Active Trader Pro shortcuts

- Pre-fill trade tickets by selecting the Bid or Ask price from a range of tools including Quotes, Watch List, Positions, Filters and Option Chain
- Double-click on a position symbol to update views on linked tools such as quote, chart, and news. Link up to 5 different sets of tools.
- Powerful right click and action menus let you quickly access tools or pre-fill a trade ticket



## 8. Make it your own

- Set up the platform how you want it by choosing from an array of settings: skip trade preview, set trade ticket defaults, select your background color theme, set your font size, choose the fields you want to see on individual tools, and more
- Create a custom layout to view multiple tools in one single view, or use one of our 9 pre-set desktop layouts to get started

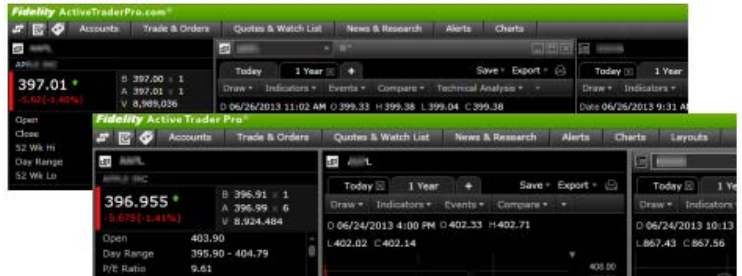


# 10 Features of Fidelity Active Trader Pro Platforms<sup>SM</sup>



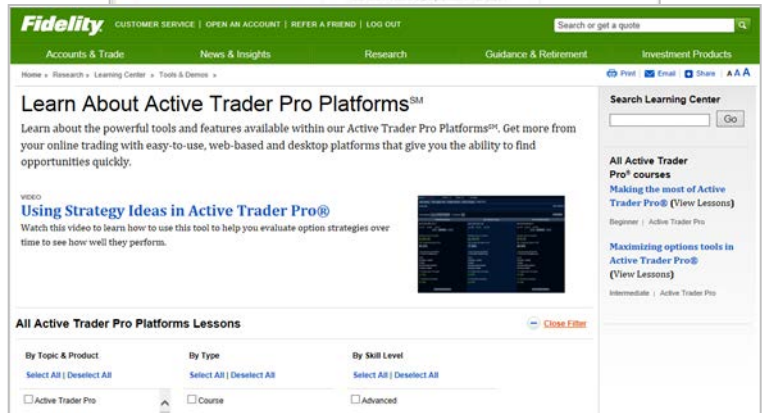
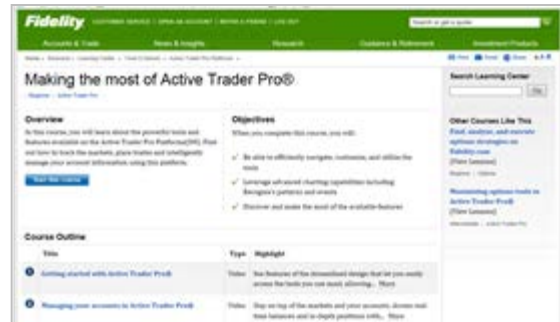
## 9. Access Active Trader Pro from either the web or the desktop platform

- Provides the same easy to use experience on both desktop and web-based platforms for seamless transition and convenience



## 10. Take advantage of Fidelity's Learning Center to quickly get started and continue learning

- View video tutorials, recorded webinars, or attend Next Generation live webinars to get started
- And when you're ready, go more in-depth with advanced tutorials designed to help you make the most of our Active Trader Pro platforms



Fidelity Active Trader Pro Platforms are available to customers trading 36 times or more in a rolling twelve-month period. \* Patterns and events are powered by Recognia. Anticipated Events and Elliot Wave Analysis are offered to customers who trade 120+ over a rolling 12-month period.

Options trading entails significant risk and is not appropriate for all investors. Certain complex options strategies carry additional risk. Prior to trading options, please read [Characteristics and Risks of Standardized Options](#), and call 800-343-3548 to be approved for options trading. Supporting documentation for any claims, if applicable, will be furnished upon request.

Screenshots are for illustrative purposes only.

Fidelity Brokerage Services, Member NYSE, SIPC 900 Salem Street, Smithfield, RI 02917 © 2016 FMR LLC. All rights reserved. 655149.4.0

